

PD-200


Pneumatic Pile Driving Kit

Part Number 071400



Pneumatic • Hydraulic • Gasoline
Professional Grade Tools

Perfect for dock, decks, sheet pile and seawall installations, the PD-200 Pile Driving Kit keeps everything together in a rugged, steel toolbox with a place for each accessory. At 170 lbs, the PD-200 Post Driver drives large, heavy posts quickly and securely. Easy operation, low maintenance, and extreme durability make this a great return on investment. Kit comes with items 1-7 shown below. Part No. 071400 - Ship Wt. 540 lbs.



1. Carrier w/Filter-Regulator-Lubricator (FRL) Installed P/N 225005
2. PD-200 Post Driver with 7" Master Chuck P/N 070756
3. Throttle Valve Kit with Screen Fitting and 5' hose P/N 600000
4. PD-200 6" x 6" Master Chuck Assembly P/N 070761
5. PD-140/200 Slotted Master Chuck Assembly P/N 070597
6. Air Hose 15'-2" P/N 071199
7. Steel Tool Box for storage P/N 071401

DOCK PILE DRIVER

SHEET PILE DRIVER

SQUARE WOOD PILE

**1 KIT =
3 Pile
Driving
OPTIONS**



070758
7" Master
Chuck
included on
driver



070597
Slotted
Sheet Pile
Chuck



070761
6" x 6"
Master Chuck
Drives 6" x 6"
Wood Post

Quick Chuck change instructions on box make switching the Master Chuck Easy

Heavy Duty 48" Toolbox included with kit

- Locking arms on lid prevent accidental closure.
- Recessed area to add additional security locks.
- All steel construction with fully welded seams for durability.
- Weather resistant powder-coat paint.
- PD-200 Kit Contents and chuck install instructions shown on inside of lid to help prevent lost parts.



Specifications and Included Parts

	Ship Wt. 540 lbs
	Dimensions (W x D x H) 48" x 24" x 27-1/2"
070756	PD-200 Post Driver with 7" I.D. Master Chuck
	Air Consumption (72 CFM@100 psi)
225005	Carrier with Filter-Regulator-Lubricator (FRL) installed
600000	Throttle Valve Kit with Screen Fitting and 5' hose
070761	PD-200 6" x 6" Master Chuck Assembly
070597	PD-140/200 Slotted Master Chuck Assembly
071199	Air Hose 15'-2" with 3/4" MNPT Fittings & Quick Connects
071401	Steel Tool Box for storage

Applications



Slotted Master Chuck (P/N 070597)
Attached for driving sheet pile.



Driver shown with sheet pile
inserted into chuck.



7" Master Chuck (P/N 070756)
Driving Steel Post



6" x 6" Master Chuck
(P/N 070761) Attached for
square wood pile.





Scan to go to PD-200 information online
or call 866-707-1808



A Tradition of Quality and Service Since 1975

Talk to us about how RHINO can drive your productivity and profits

© Copyright 2019 Rhino Tool Company, Inc.

 www.rhinotool.com
 866-707-1808